

GEO-Sense Footfall Headline Report

Loughborough

June 2021

269932

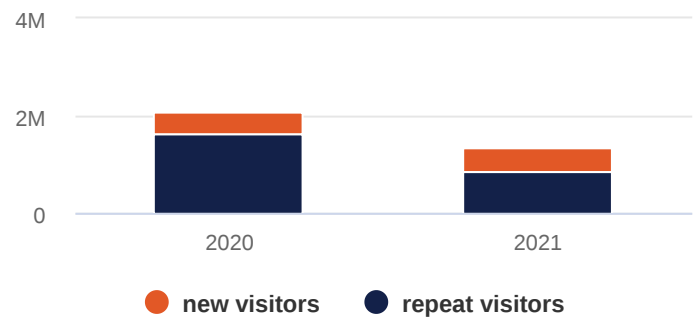
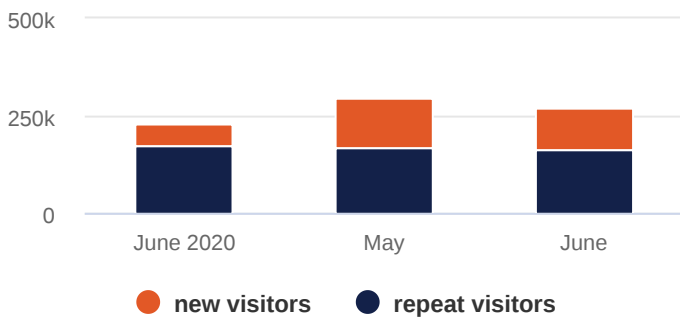
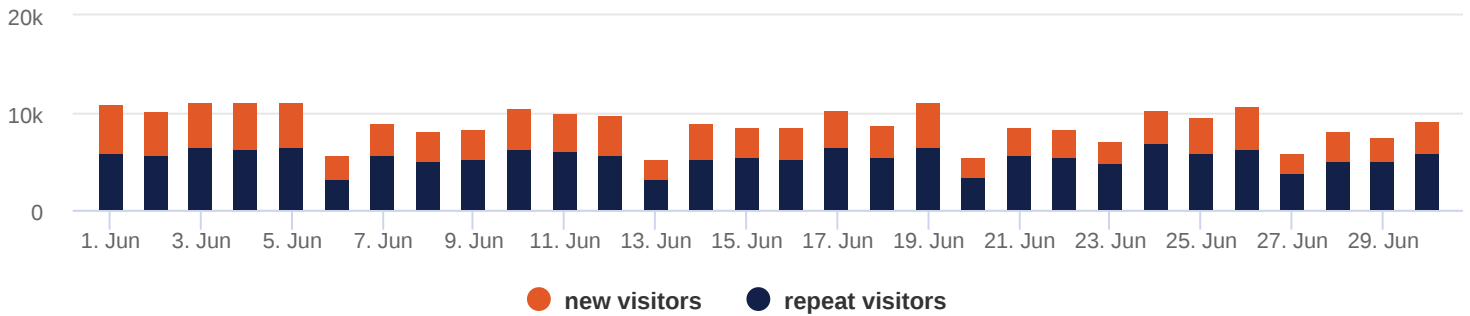
Total visits this period

footfall is
-8.28%
down based
on last
month

8998

Average visitors per day

Overall footfall statistics



Headlines

- The change in footfall compared to the previous month is a **-8.28%** increase
- The total number of visitors was **269932** of which **165646** (61%) have visited previously and **104286** (39%) were new
- The average number of visitors per day has increased by **25.18%** based on the year to date average
- Footfall for the year to date has decreased by **-55.03%** (-745850) based on the same period last year
- The busiest zone during June was the **Market Place - S2** with **81509** visitors, **30.2%** of the total venue visitors

Busiest Days

- The busiest day this month was **Saturday 5th** with **11287**, 4% of the total of which **4702** (42%) were new visitors
- During this day the busiest time was between **11:00 and 12:00**
- Average Dwell for the day was **125** minutes

Intelli-Sense Analytics

powered by GEO-Sense

www.geo-sense.co.uk

www.geo-sense.co.uk

