

GEO-Sense Footfall Headline Report

Loughborough

July 2021

254915

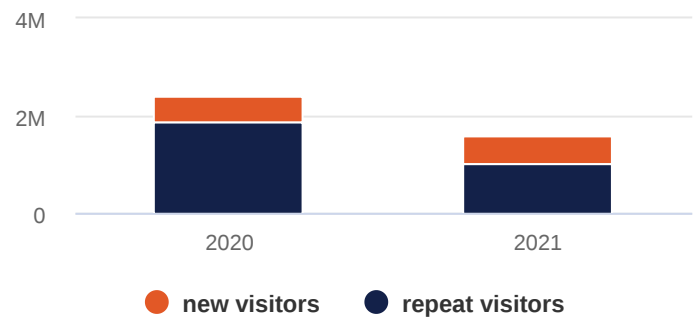
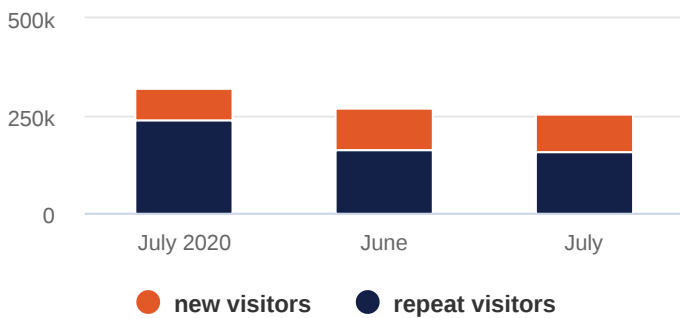
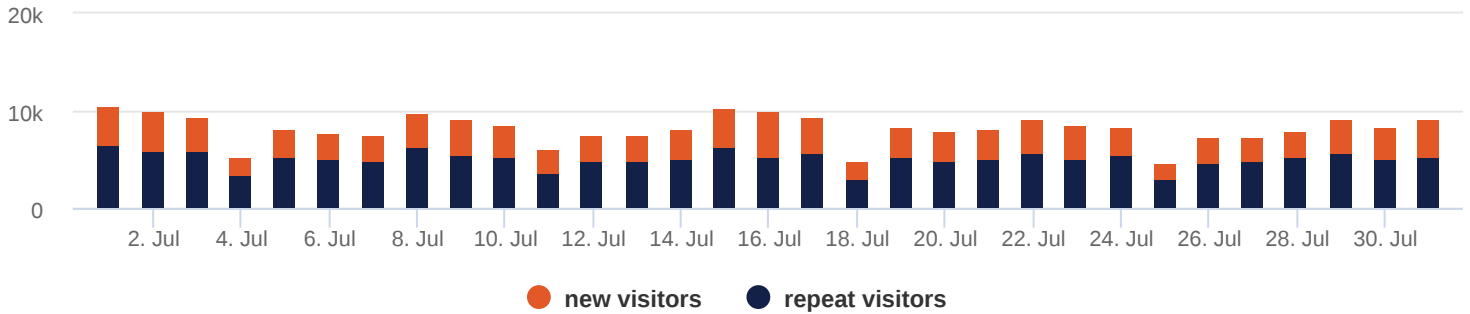
Total visits this period

footfall is
-5.56%
down based
on last
month

8223

Average visitors per day

Overall footfall statistics



Headlines

- The change in footfall compared to the previous month is a **-5.56%** increase
- The total number of visitors was **254915** of which **159061** (62%) have visited previously and **95854** (38%) were new
- The average number of visitors per day has increased by **9.82%** based on the year to date average
- Footfall for the year to date has decreased by **-50.43%** (-811954) based on the same period last year
- The busiest zone during July was the **Market Place - S2** with **78223** visitors, **30.69%** of the total venue visitors

Busiest Days

- The busiest day this month was **Thursday 1st** with **10619**, 4% of the total of which **4154** (39%) were new visitors
- During this day the busiest time was between **13:00 and 14:00**
- Average Dwell for the day was **134** minutes

Intelli-Sense Analytics

powered by GEO-Sense

www.geo-sense.co.uk

www.geo-sense.co.uk

